

OPERATOR'S MANUAL

INCLUDING: OPERATION, INSTALLATION & MAINTENANCE

615006-C

615007-C

RELEASED: 3-4-85
REVISED: 6-12-95
(REV. C) IPP/PSE

MOTOR OIL DRAIN 120 LB. DRUM/16 GALLON

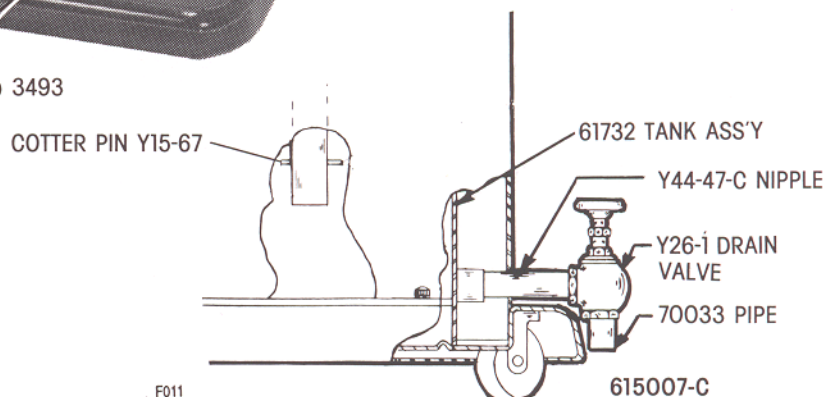
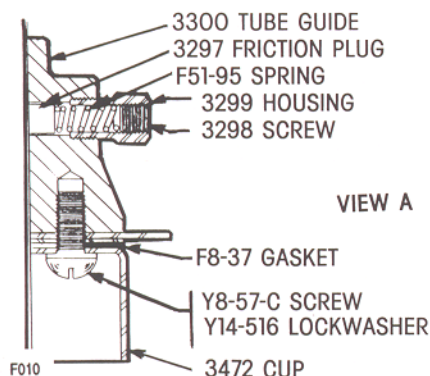
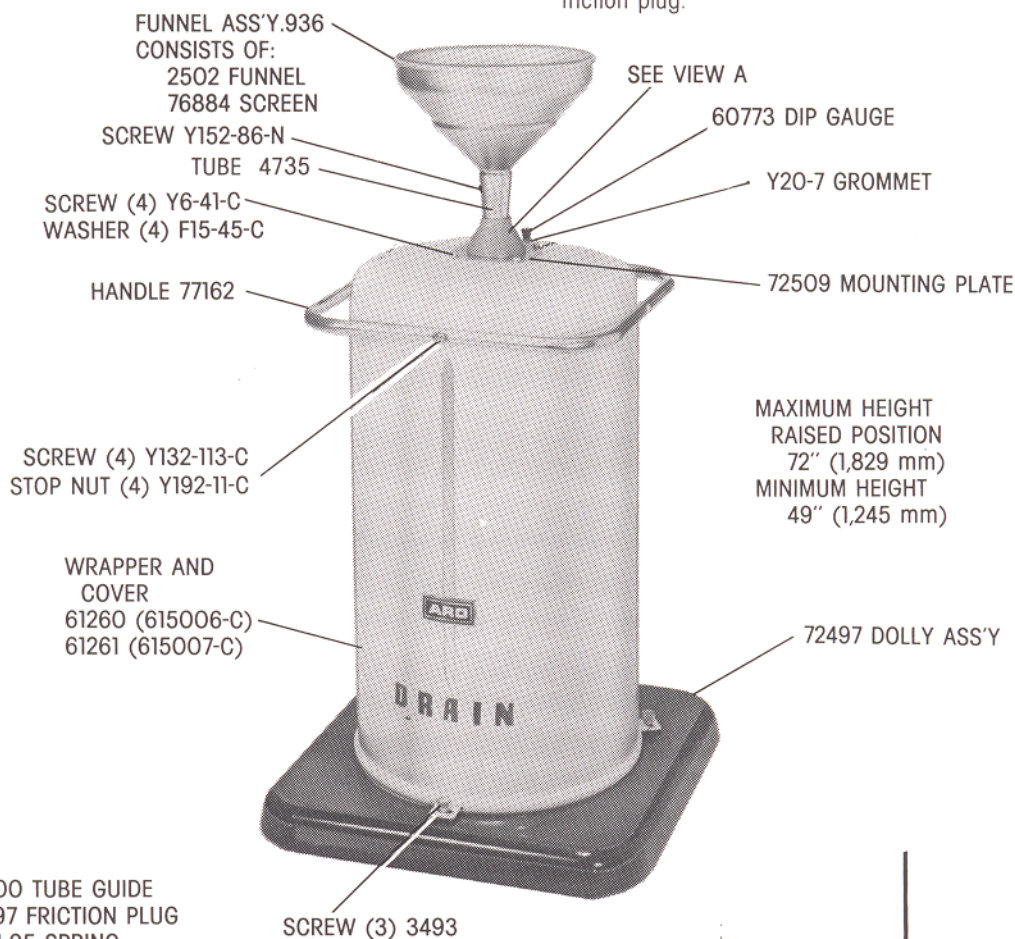


**READ THIS MANUAL CAREFULLY BEFORE INSTALLING,
OPERATING OR SERVICING THIS EQUIPMENT.**

OPERATING PROCEDURES

— To prepare unit for operation; loosen 3493 screws and remove cabinet from dolly. Set a 100 or 120 lb. drum on dolly and replace cabinet.

- To raise the funnel; grasp it and lift upward. It will remain in this position due to the 3297 friction plug pressure against the 4735 tube. (Be certain drain valve is closed, 615007-C).
- To lower the funnel, grasp it with both hands and push downward. Do not push too hard as funnel will descend too fast.
- When you desire more tension on the 3297 friction plug, simply screw the 3298 screw farther into the 3299 spring housing which compresses the F51-95 spring, thereby putting more force on the friction plug.



THE ARO CORPORATION • ONE ARO CENTER • BRYAN, OHIO 43506-0151

© (419) 636-4242 • FAX (419) 636-2115
©1995 THE ARO CORPORATION • PRINTED IN U.S.A.

P/N 97999-162



Part of worldwide Ingersoll-Rand